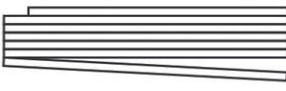
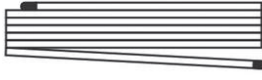
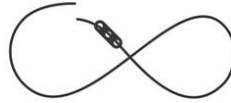





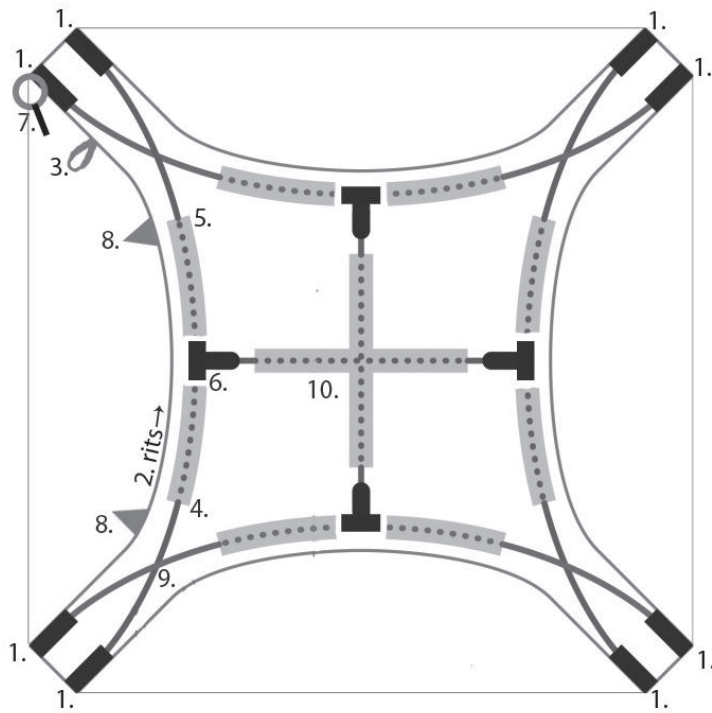
PARTY TENT LIGHT 3,5 x 3,5 x 2,5meter

Item # 4472270

Onderdelen

	(A.) Fiberglas stok 4x
	(B.) Fiberglas dakstok 2x
	(C.) Scheerlijn 8x
	(D.) Haring 20x
	(F.) Kunststof koppelstuk 4x
	(F.) Tentdoek 1x

Opzet instructie



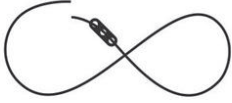





1. posities van de haringen
2. rits, op alle zijdes
3. lus + knoop, op alle zijdes
4. tunnel t.b.v. stok, op alle zijdes
5. tunnel t.b.v. stok, op alle zijdes
6. positie van kunststof koppelstuk
7. ring met pin, op alle hoeken
8. lus t.b.v. scheerlijnen, op alle zijdes
9. lus t.b.v. stokken, op alle hoeken
10. tunnel t.b.v. dakrib

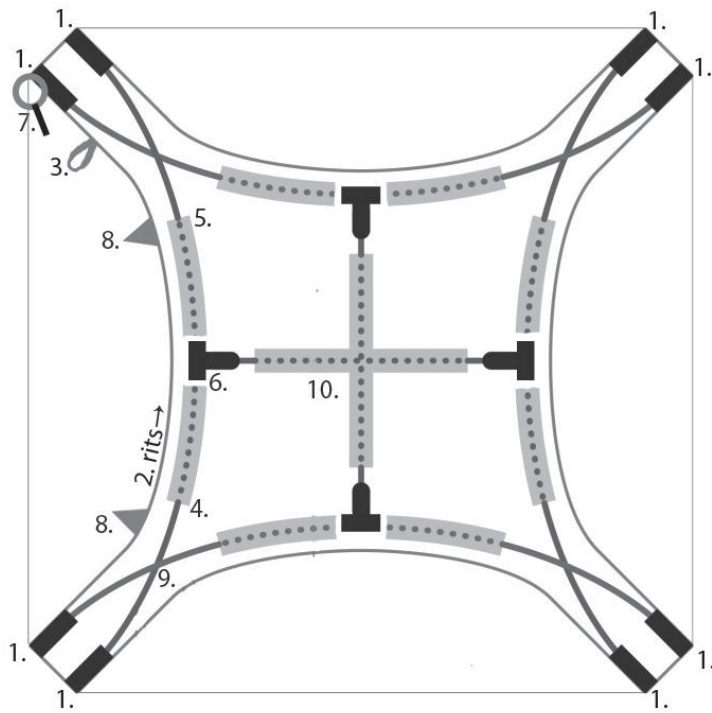
PARTY TENT LIGHT 3,5 x 3,5 x 2,5meter

Item # 4472270

Parts

	(A.) Fiberglass pole 4x
	(B.) Fiberglass roof pole 2x
	(C.) Guy ropes 8x
	(D.) Pegs 20x
	(E.) Connector 4x
	(F.) Tent cloth 1x

Set-up instruction



1. positions of the ropes
2. zipper, on all sides
3. loop + button, on all sides
4. tunnel for pole, on all sides
5. tunnel for pole, on all sides
6. position for connector
7. ring with pin, on all corners
8. loop for guy ropes, on all sides
9. loop for poles, on all corners
10. tunnel for roof pole